



ಬೃಹತ್ ಬೆಂಗಳೂರು ಮಹಾನಗರ ಪಾಲಿಕೆ
Bruhat Bengaluru Mahanagara Palike



BBMP COVID-19 WAR ROOM 16.12.2022

BBMP / COVID-19 WAR ROOM / BULLETIN – 998/ 16.12.2022 / #BBMPfightsCOVID19



OVERVIEW OF COVID-19 IN BENGALURU

CASE TRENDS ACTIVE CASES **1,325**

<u>Confirmed Cases</u>	<u>Recovered Cases</u>	<u>Death Cases</u>
10 18,76,461 [#]	34 18,58,145 [#]	0 16,991 [#]

HOSPITALIZATION **2**

<u>ICU – V</u>	<u>ICU</u>	<u>HDU</u>	<u>General</u>
-	-	-	2

INCLUDES GOVT. QUOTA AND PRIVATE WALK-IN HOSPITALIZATION

VACCINATION **268** 2,04,95,261[#]

<u>First Dose</u>	<u>Second Dose</u>	<u>Precaution Dose</u>
27 96,79,774 [#]	29 94,84,396 [#]	212 13,31,091 [#]

TRIAGING

MTU
3

ACTIVE CZs

0

TESTING **842** 3,19,97,889[#]

<u>Positivity : 1.71%</u>	<u>RAT</u>	<u>RTPCR</u>
<small>*FOR LAST 7 DAYS</small>	134	708

Tele Triage
5

MCZs (< 5 cases)
0

Clusters (> 5 cases)
0

: indicates cumulative numbers till date



ABSTRACT OF COVID-19 SCENARIO IN BENGALURU

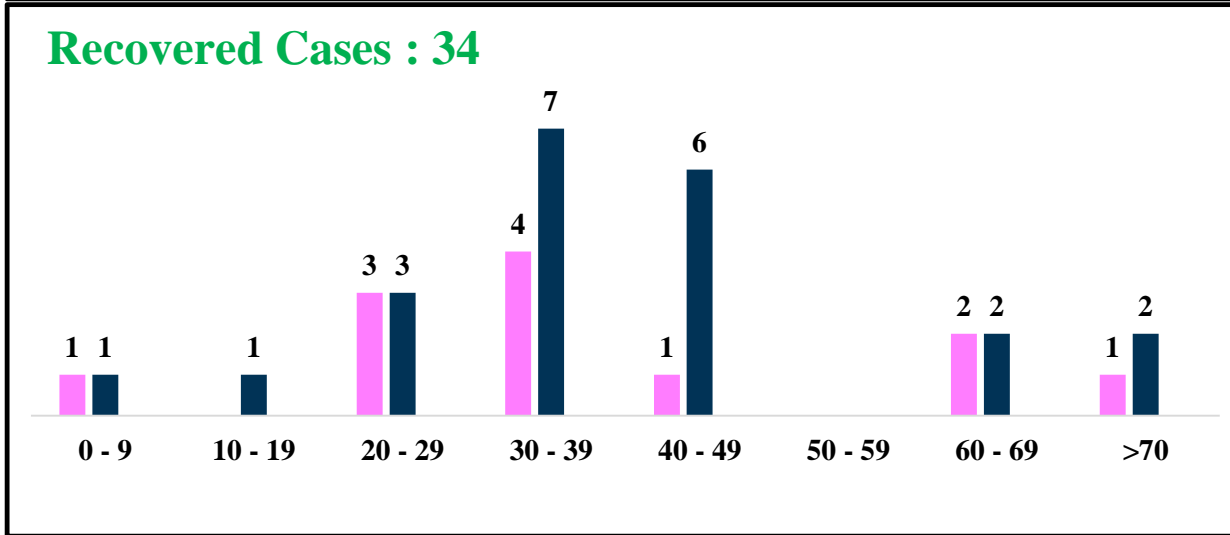
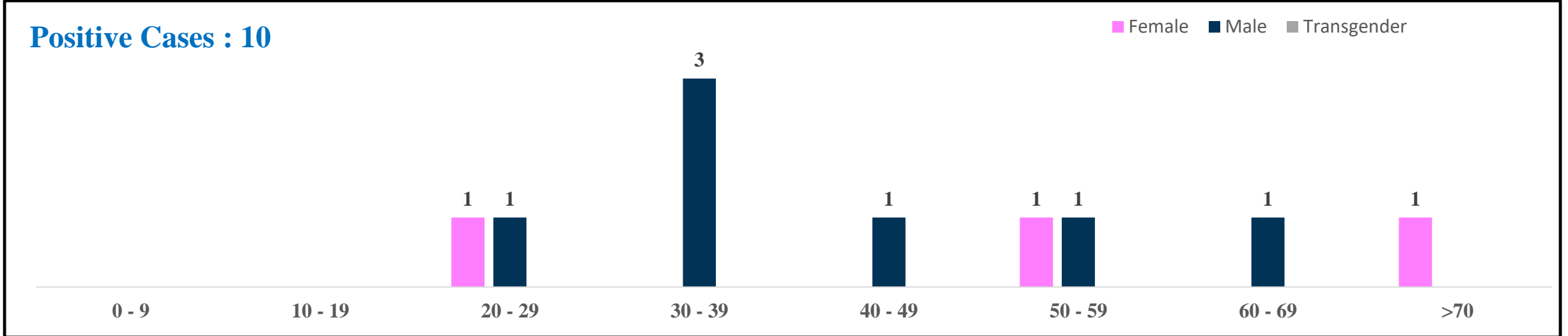


	MALE			FEMALE			TRANSGENDER			TOTAL		
	Last 24 Hours	Last 7 Days	Cumulative	Last 24 Hours	Last 7 Days	Cumulative	Last 24 Hours	Last 7 Days	Cumulative	Last 24 Hours	Last 7 Days	Cumulative
Positive Cases	7	56	11,06,473	3	44	7,69,792	0	0	196	10	100	18,76,461
Recovered Cases	22	129	10,93,917	12	94	7,64,041	0	0	187	34	223	18,58,145
Death Cases	0	1	10,761	0	0	6,226	0	0	4	0	1	16,991
Total Tests Done	In Last 24 hrs. : 842			In last 7 days : 5,864			Cumulative : 3,19,97,889					
Vaccine Doses Administered	In Last 24 hrs. : 268			In last 7 days : 1,890			Cumulative : 2,04,95,261					
ACTIVE CASES									1,325			

*Covid deaths occurred today : 00 | Covid deaths occurred beyond last 24hrs., reported today : 00



LAST 24 HOURS AGE GROUP AND GENDER WISE DISTRIBUTION

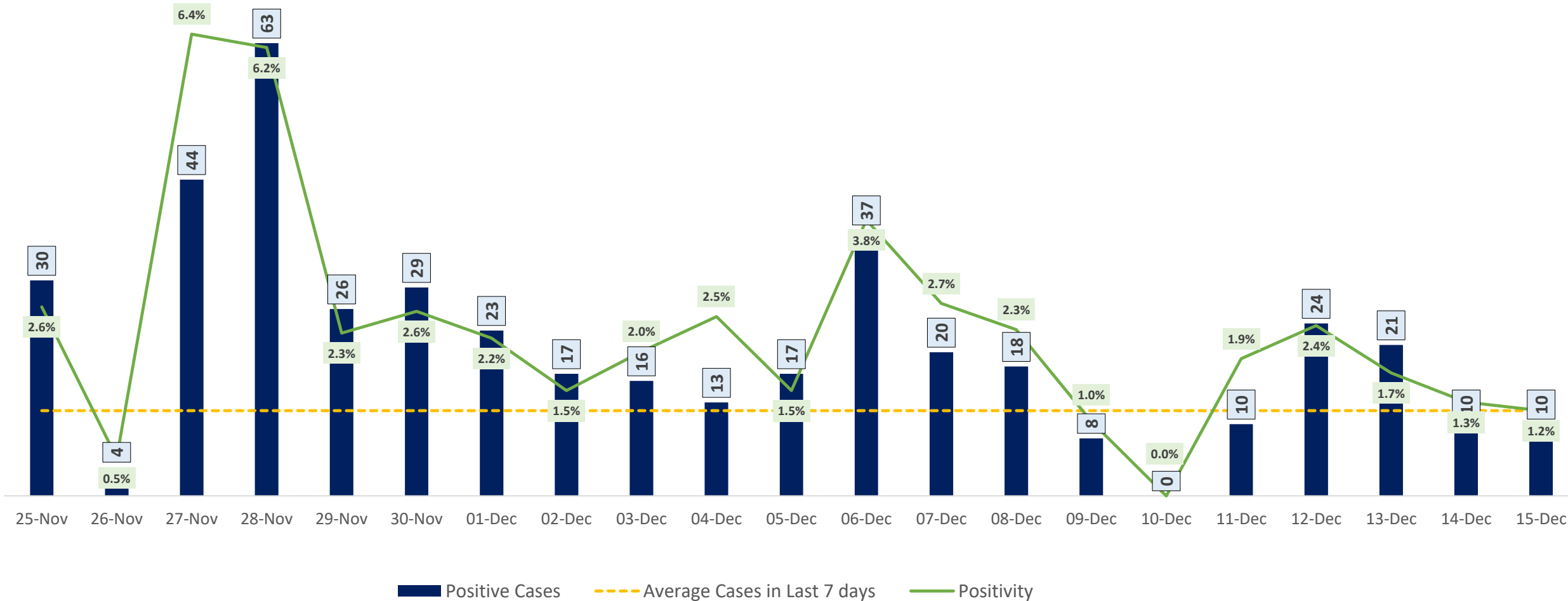




POSITIVITY RATE OF BENGALURU – LAST 21 DAYS



Average Cases in Last 7 days : 12

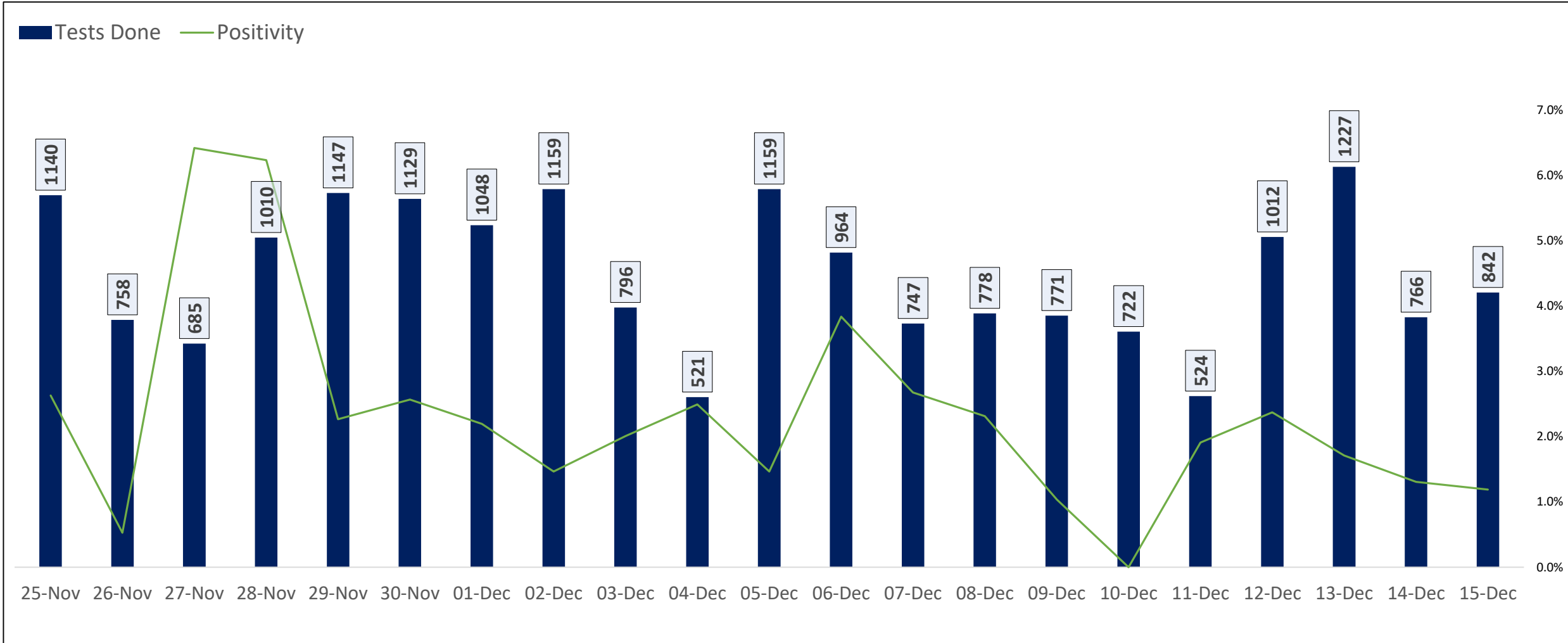




TESTING TRENDS IN BENGALURU

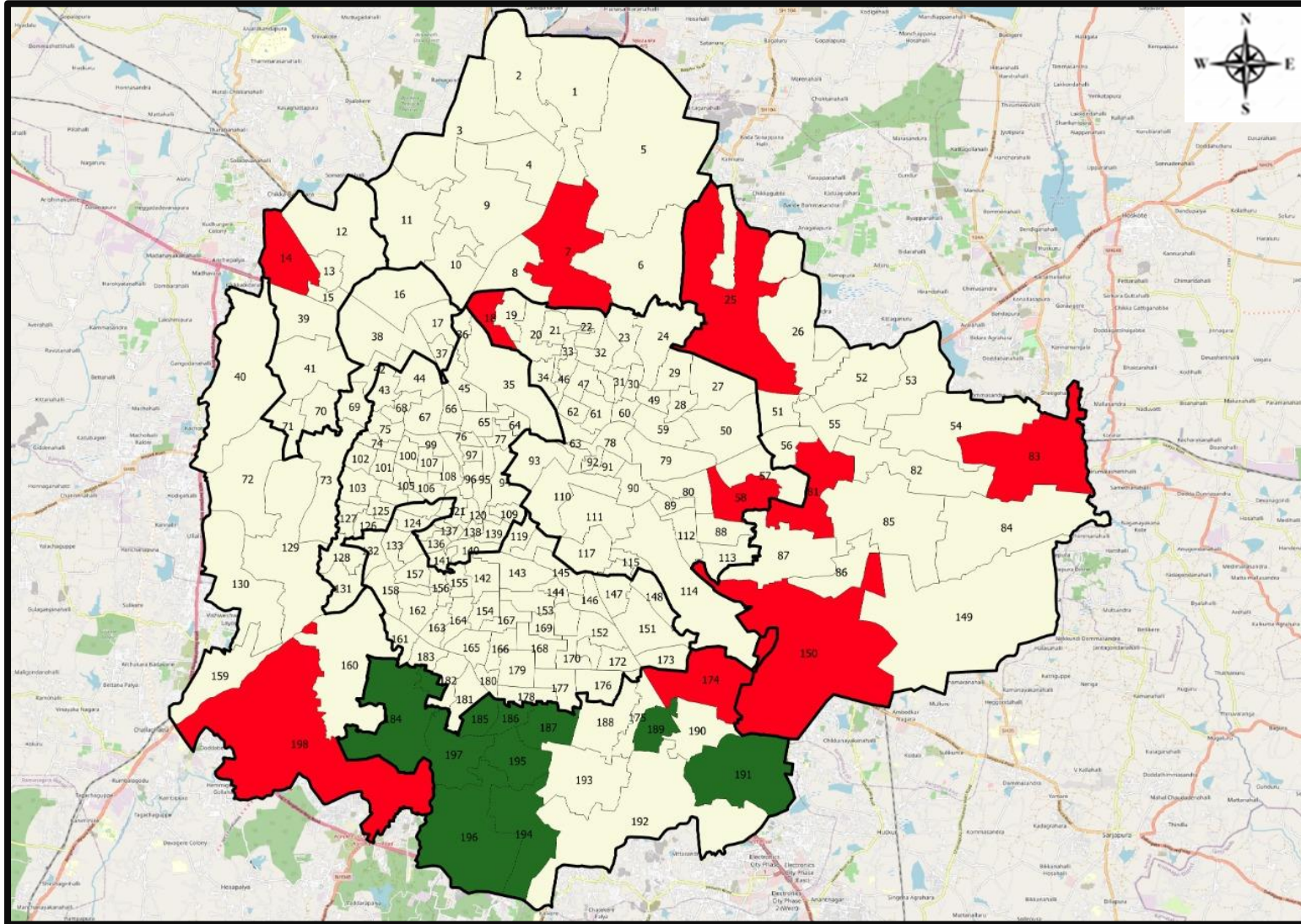


Total Test Conducted Till Date	Test Conducted Last 24 hours	Last 7 Days Average
3,19,97,889	842	838





BENGALURU URBAN MAP SHOWING TREND OF POSITIVE CASES IN LAST 7 DAYS



Top 10 wards reporting highest number of positive cases in last 10 days

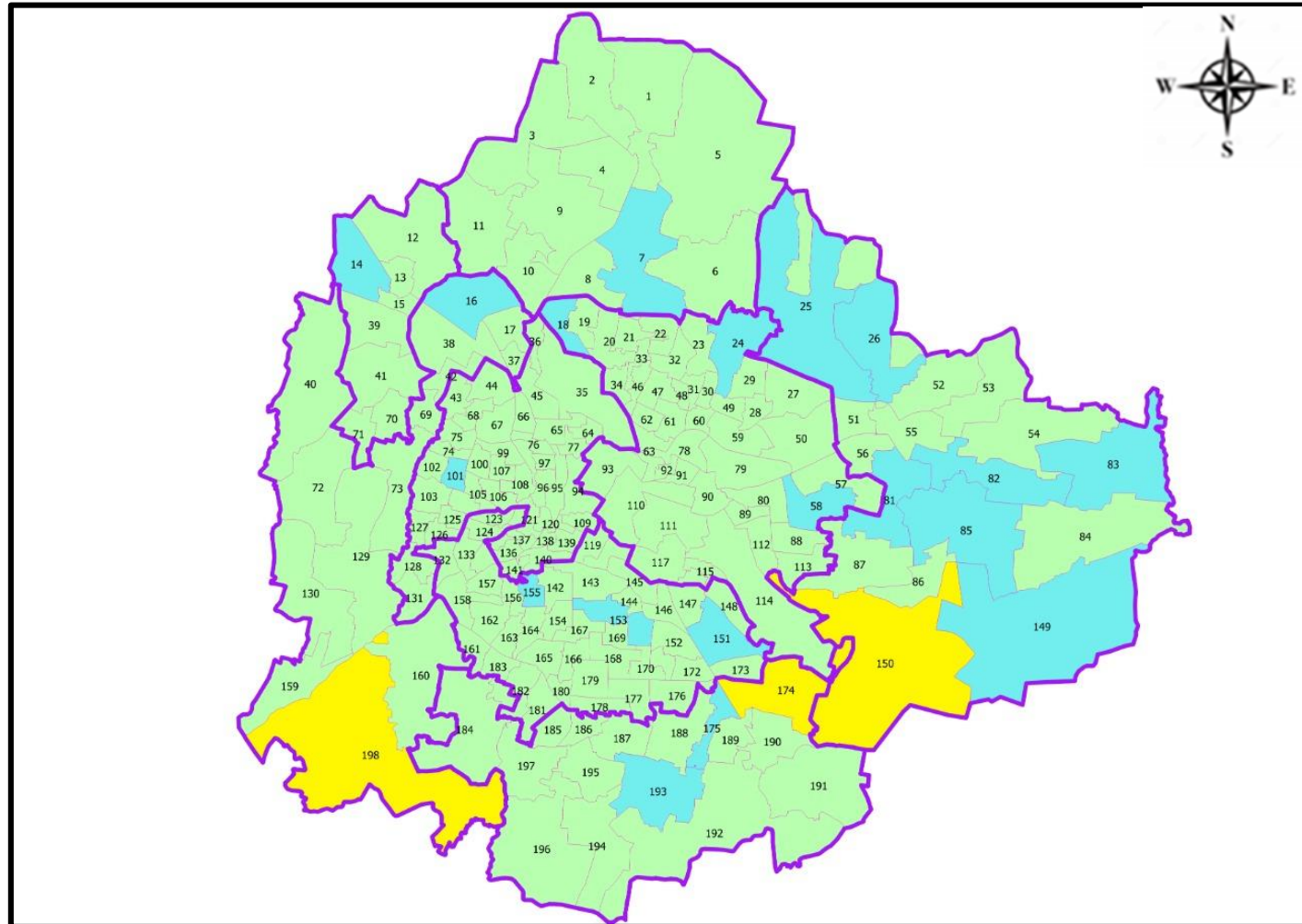
Ward No.	Ward Name	Daily Cases Average
174	HSR Layout	1
150	Bellanduru	1
198	Hemmigepura	1
7	Byatarayanapura	0
14	Bagalakunte	0
18	Radhakrishna Temple	0
25	Horamavu	0
58	New Tippasandra	0
81	Vijnana Nagar	0
83	Kadugodi	0







Top 10 wards reporting least number of positive cases in last 7 days

Ward No.	Ward Name	Daily Cases Average
197	Vasanthpura	0
196	Anjanapura	0
195	Konanakunte	0
194	Gottigere	0
191	Singasandra	0
189	Hongasandra	0
187	Puttenahalli	0
186	Jaraganahalli	0
185	Yelchenahalli	0
184	Uttarahalli	0



BENGALURU MAP SHOWING INTENSITY OF POSITIVE CASES IN LAST 7 DAYS



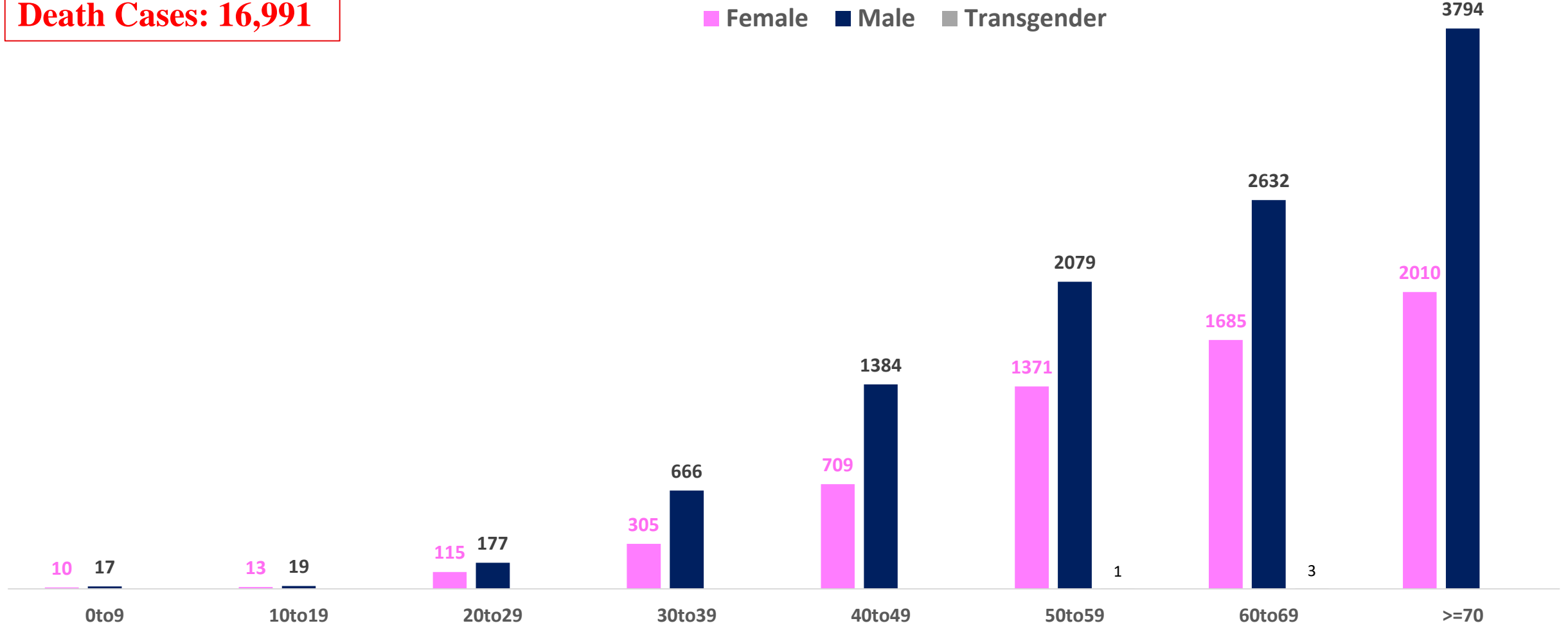
-  Level 1 : 0 to 1 Cases
-  Level 2 : 1 to 3 Cases
-  Level 3 : 3 to 5 Cases
-  Level 4 : 5 to 10 Cases
-  Level 5 : More than 10 Cases
-  Zone Boundaries



AGE AND GENDER WISE DISTRIBUTION OF DEATH CASES



Death Cases: 16,991





COVID-19 SCENARIO IN BENGALURU AND OTHER METROPOLITIAN CITIES



CITY NAME	Positive Cases	Active Cases	Recovered	Deceased	Vaccine Doses Administered
New Delhi	20,07,054	20	19,80,515	26,519	3,73,17,328
Bengaluru*	18,76,461	1,325	18,58,145	16,991	2,37,78,980
Mumbai	11,54,110	60	11,34,305	19,745	2,21,34,555
Chennai	7,93,147	12	7,84,064	9,071	1,13,96,462

Source : <https://dashboard.cowin.gov.in/> at 5:00pm (16.12.2022)
Source : <https://www.covid19bharat.org/> at 5:00pm (16.12.2022)

*includes BBMP & Bengaluru Urban



SNAPSHOT OF COVID-19 CASES IN BENGALURU URBAN



**Total Wards With
< = 5 Cases* :
197**

**Tests Conducted
on 15.12.2022:
842**

**Recovery
Rate*:
99.02%**

**Total
Active Cases :
1,325**

**Total Vaccinated
on 15.12.2022:
268**

**Positivity
Rate* :
1.71%**

**Active
Rate*:
0.07%**

**Case
Fatality Rate* :
1.00%**





*Total positive cases In the past 7 days

*CFR and positivity is for Past 7 days



ಬೃಹತ್ ಬೆಂಗಳೂರು ಮಹಾನಗರ ಪಾಲಿಕೆ
Bruhat Bengaluru Mahanagara Palike



Download BBMP Bulletin	https://apps.bbmpgov.in/covid19/mediabulletin.php
To register for vaccination :	https://selfregistration.cowin.gov.in/
BBMP COVID19 Dashboard:	https://apps.bbmpgov.in/covid19/
Follow us on:	 www.facebook.com/bbmp.comm1/
	 twitter.com/BBMPCOMM
	  BBMPSplHealth

Issued by:

Honorable Chief Commissioner, BBMP
Special Commissioner Health & IT, BBMP
MD, Bengaluru Smart City Limited

THANK YOU !

